

Virginia Medical Malpractice Summary and Statistics

By David Belk MD

Tort Reform Law: §8.01-581.15. Total damage cap increasing each year since 1999.

From July 1, 2014, through June 30, 2015 \$2.15 million

From July 1, 2015, through June 30, 2016 \$2.20 million

Population in 2015: 8,382,993

Number of Licensed Physicians¹ in 2015: 36,041

	2013	2014	2015	Average for 2013-2015
Per Capita ³ Amount Paid Against all Practitioners	\$9.37	\$6.92	\$6.50	\$7.60
State Rank	21	39	37	32
Per Capita ³ Amount Paid Against Physicians (MD/DO) Only	\$7.63	\$6.22	\$5.55	\$6.47
State Rank	22	38	38	31
Paid Claims/100 Physicians		0.31	0.29	
State Rank		43	44	

Table showing the amount paid per capita³ in Virginia for medical malpractice claims against all practitioners each year as well as against physicians only. It also shows the number of claims won against physicians per 100 licensed physicians in Virginia in 2014 and 2015.

Notes

- 1) MDs and DOs only. Many physicians are licensed in more than one state which is why the total number of physicians in all of the states exceeds the total number of physicians in the US.
- 2) All Practitioners includes MDs, DOs, podiatrists, dentists, nurses, hygienists, pharmacists, pharmacy techs, lab techs, physical therapists, etc...
- 3) Total amount paid in medical malpractice claims in the state that year/ the state's Population

Graphic Summary of Medical Malpractice Incidence and Cost for Virginia from 2003-2015

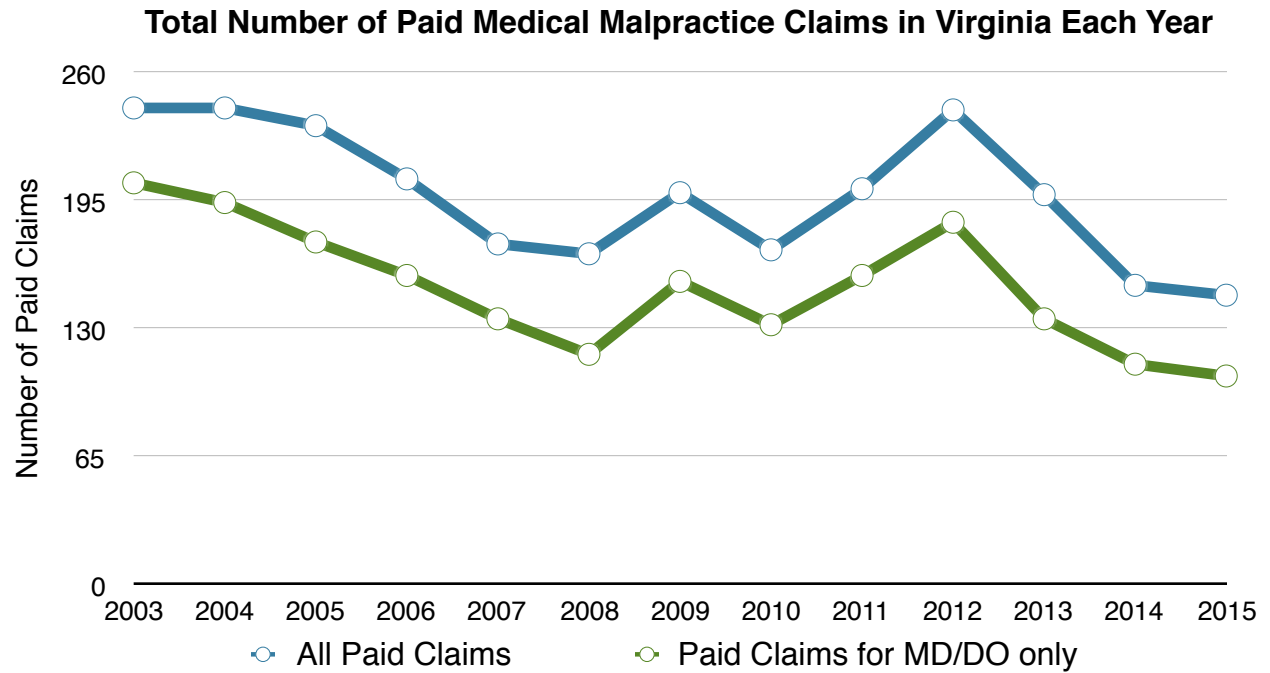


Figure 1: Total number of Paid Medical Malpractice Claims for Virginia from 2003-2015 for All Health Care Practitioners Combined as Well as for MD/DOs Only.

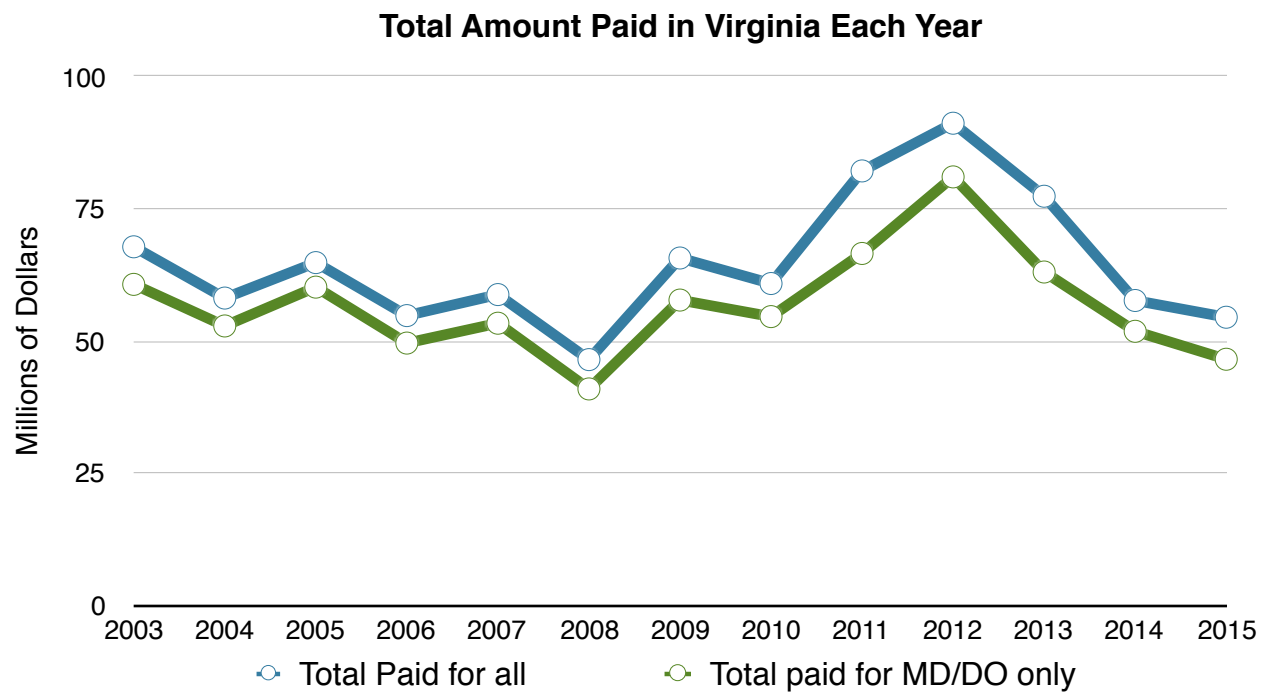


Figure 2: Total Amount Paid for All Medical Malpractice Claims from 2003-2015 for All Health Care Practitioners and MD/DOs Only in Virginia.

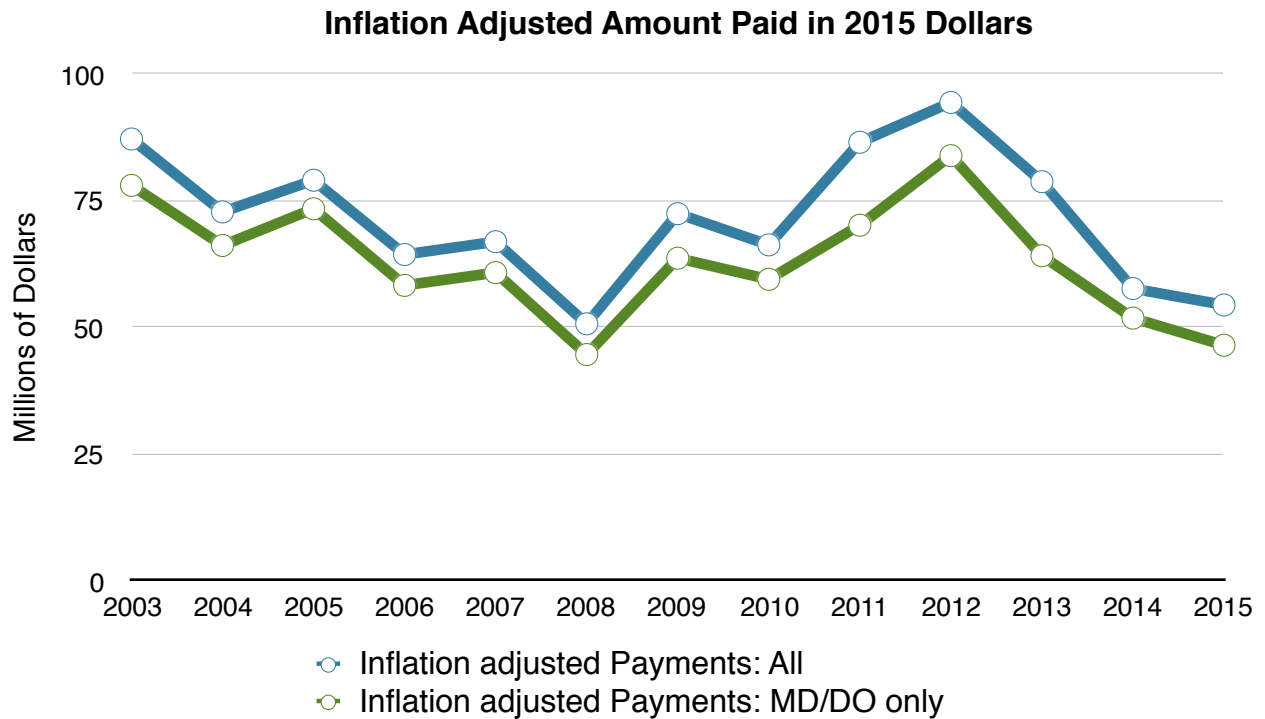


Figure 3: Figure 2 Data When Adjusted for Inflation.

Brief summary: Virginia does have a cap on total damages for medical malpractice claims, but it's quite high—more than \$2 million. Fewer than 8% of all of the awards for paid medical malpractice cases in Virginia exceeded even \$1 million since 2005. Almost none of those awards were close to \$2 million in total damages. Since very few medical malpractice awards in Virginia approach their cap, it's unlikely that it has any real effect on malpractice costs in that state. Still, Virginia's per-capita medical malpractice costs tend to be low most years when compared to those in most other states.

Sources

<http://www.alllaw.com/articles/nolo/personal-injury/effect-tort-reform.html>

<http://www.nolo.com/legal-encyclopedia/state-state-medical-malpractice-damages-caps.html>

<http://www.ncsl.org/research/financial-services-and-commerce/medical-liability-medical-malpractice-laws.aspx>

http://truecostofhealthcare.net/malpractice_statistics/

<http://www.npdb.hrsa.gov/resources/npdbstats/npdbStatistics.jsp>

<http://www.atra.org/issues/noneconomic-damages-reform>