

Ohio Medical Malpractice Summary and Statistics

By David Belk MD

Tort Reform Law: §2323.43. Non-economic damages: \$250,000 or 3x economic damages up to \$350,000/plaintiff, whichever is greater. \$500,000 total for multiple plaintiffs. In catastrophic cases, \$500,000 or \$1,000,000.
Effective 2003

Population in 2015: 11,613,423

Number of Licensed Physicians¹ in 2015: 44,981

	2013	2014	2015	Average for 2013-2015
Per Capita ³ Amount Paid Against all Practitioners	\$6.28	\$5.20	\$7.54	\$6.34
State Rank	38	45	32	43
Per Capita ³ Amount Paid Against Physicians (MD/DO) Only	\$5.35	\$4.68	\$6.58	\$5.53
State Rank	40	42	32	40
Paid Claims/100 Physicians		0.41	0.37	
State Rank		40	39	

Table showing the amount paid per capita³ in Ohio for medical malpractice claims against all practitioners each year as well as against physicians only. It also shows the number of claims won against physicians per 100 licensed physicians in Ohio in 2014 and 2015.

Notes

- 1) MDs and DOs only. Many physicians are licensed in more than one state which is why the total number of physicians in all of the states exceeds the total number of physicians in the US.
- 2) All Practitioners includes MDs, DOs, podiatrists, dentists, nurses, hygienists, pharmacists, pharmacy techs, lab techs, physical therapists, etc...
- 3) Total amount paid in medical malpractice claims in the state that year/ the state's Population

Graphic Summary of Medical Malpractice Incidence and Cost for Ohio from 2003-2015

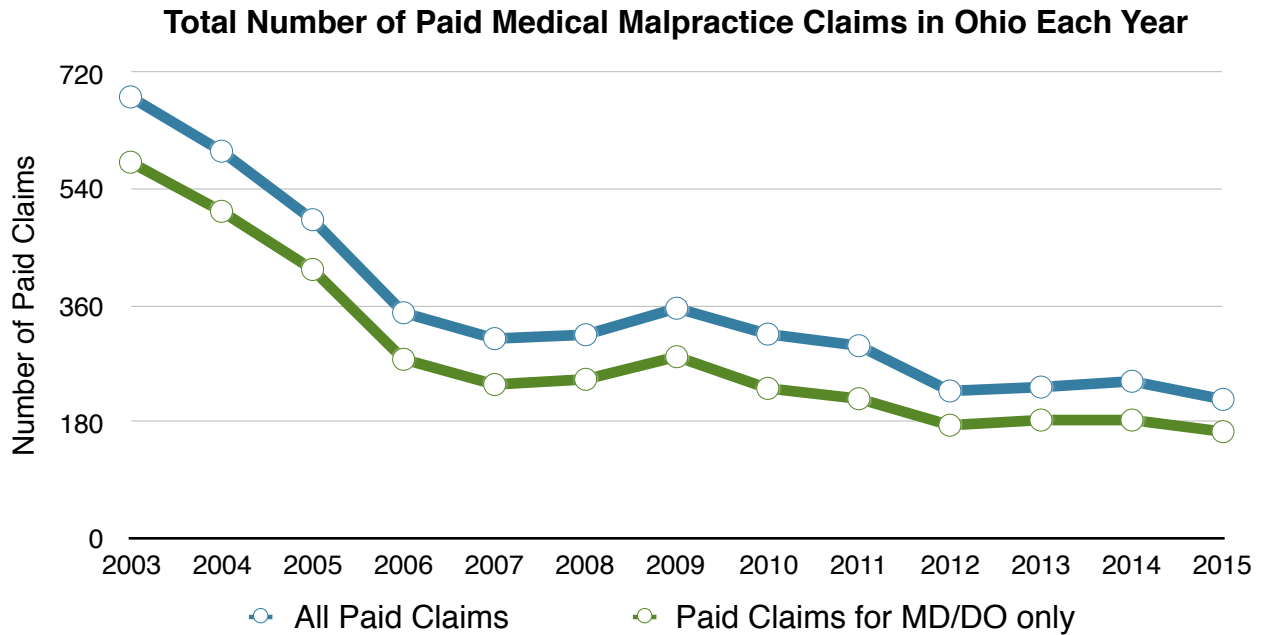


Figure 1: Total number of Paid Medical Malpractice Claims for Ohio from 2003-2015 for All Health Care Practitioners Combined as Well as for MD/DOs Only.

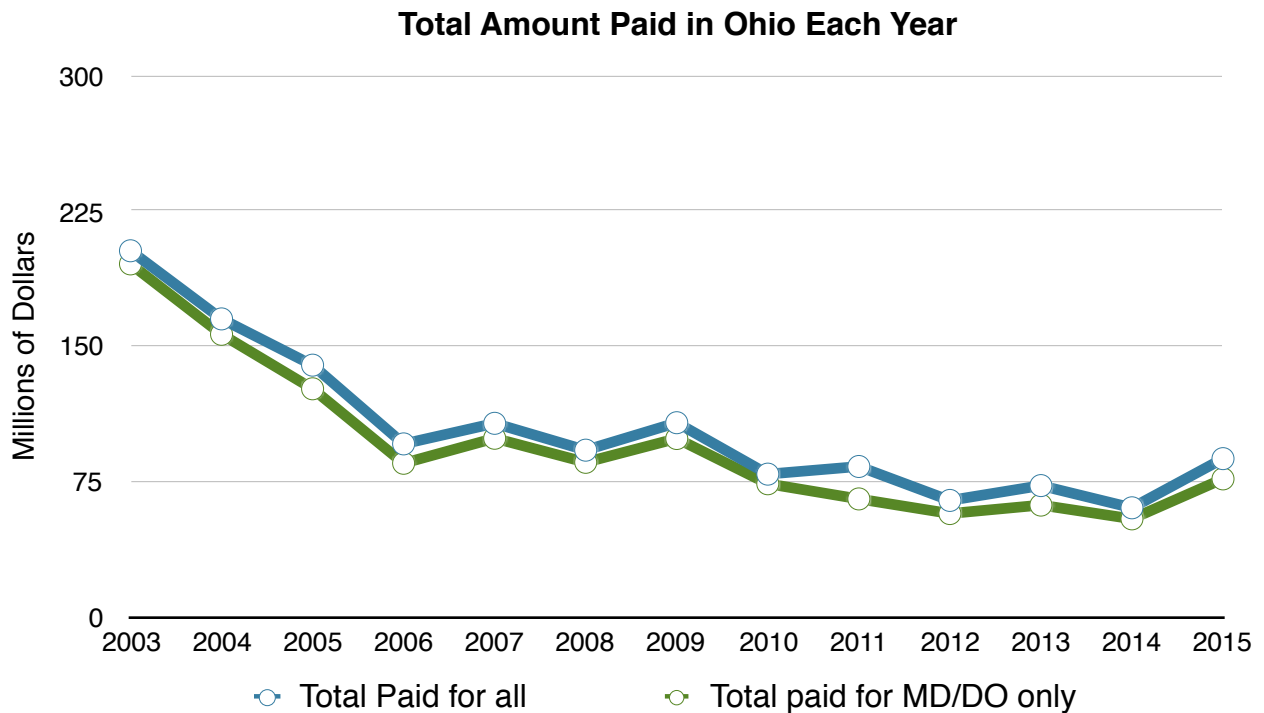


Figure 2: Total Amount Paid for All Medical Malpractice Claims from 2003-2015 for All Health Care Practitioners and MD/DOs Only in Ohio.

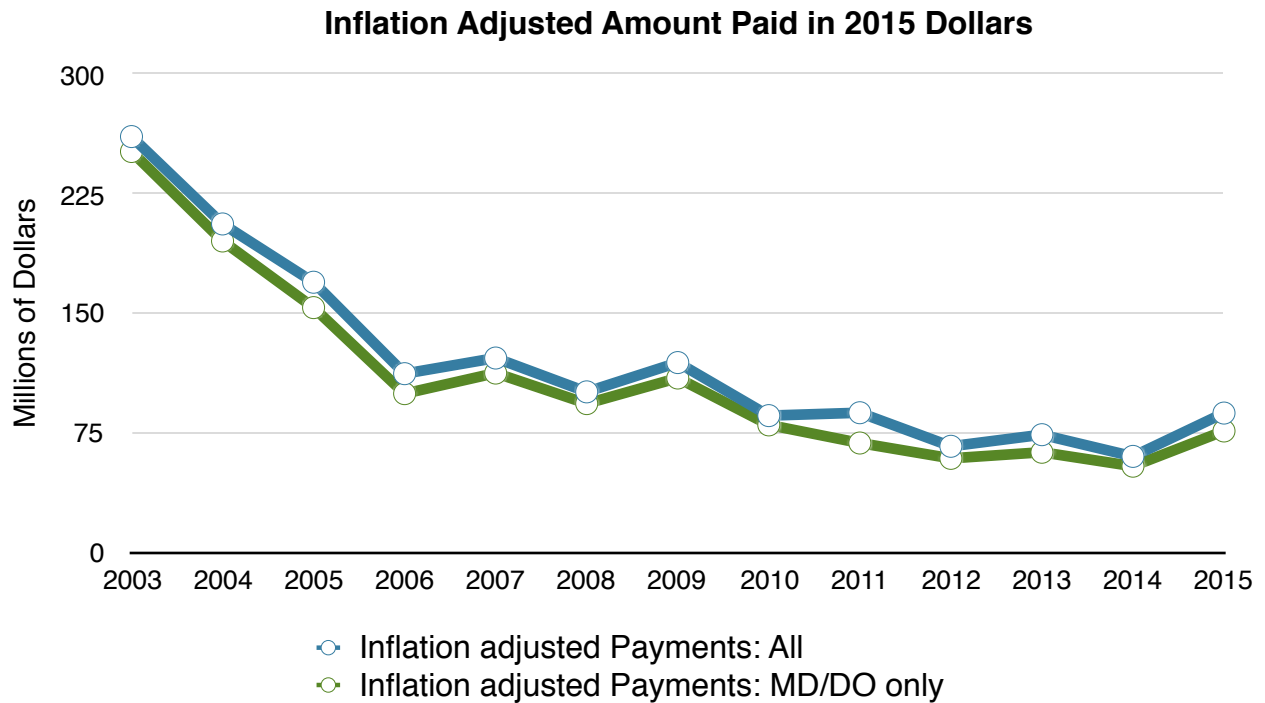


Figure 3: Figure 2 Data When Adjusted for Inflation.

Brief summary: Ohio definitely appears to be a success story for those who argue for tort reform. In 2004 Ohio passed a law that caps non-economic damages in medical malpractice cases at \$350,000. Over the next few years, the cost of medical malpractice and the number of paid claims in that State plummeted. Ohio went from having relatively high malpractice costs in 2003 to having among the lowest by 2010. If Ohio existed in a vacuum, proponents of tort reform could just point to that state and say nothing more.

Sources

<http://www.alllaw.com/articles/nolo/personal-injury/effect-tort-reform.html>

<http://www.nolo.com/legal-encyclopedia/state-state-medical-malpractice-damages-caps.html>

<http://www.ncsl.org/research/financial-services-and-commerce/medical-liability-medical-malpractice-laws.aspx>

http://truecostofhealthcare.net/malpractice_statistics/

<http://www.npdb.hrsa.gov/resources/npdbstats/npdbStatistics.jsp>

<http://www.atra.org/issues/noneconomic-damages-reform>