

New Mexico Medical Malpractice Summary and Statistics

By David Belk MD

Tort Reform Law: §41-5-6. Total: \$600,000 except for past/future medical bills and punitive damages. Maximum provider liability is \$200,000 with the rest paid by compensation fund.

Effective 1995

Population in 2015: 2,085,109

Number of Licensed Physicians¹ in 2015: 8,691

	2013	2014	2015	Average for 2013-2015
Per Capita ³ Amount Paid Against all Practitioners	\$14.15	\$16.78	\$22.60	\$17.84
State Rank	12	9	6	9
Per Capita ³ Amount Paid Against Physicians (MD/DO) Only	\$10.68	\$13.20	\$20.93	\$14.93
State Rank	13	11	4	9
Paid Claims/100 Physicians		0.90	1.04	
State Rank		11	9	

Table showing the amount paid per capita³ in New Mexico for medical malpractice claims against all practitioners each year as well as against physicians only. It also shows the number of claims won against physicians per 100 licensed physicians in New Mexico in 2014 and 2015.

Notes

- 1) MDs and DOs only. Many physicians are licensed in more than one state which is why the total number of physicians in all of the states exceeds the total number of physicians in the US.
- 2) All Practitioners includes MDs, DOs, podiatrists, dentists, nurses, hygienists, pharmacists, pharmacy techs, lab techs, physical therapists, etc...
- 3) Total amount paid in medical malpractice claims in the state that year/ the state's Population

Graphic Summary of Medical Malpractice Incidence and Cost for New Mexico from 2003-2015

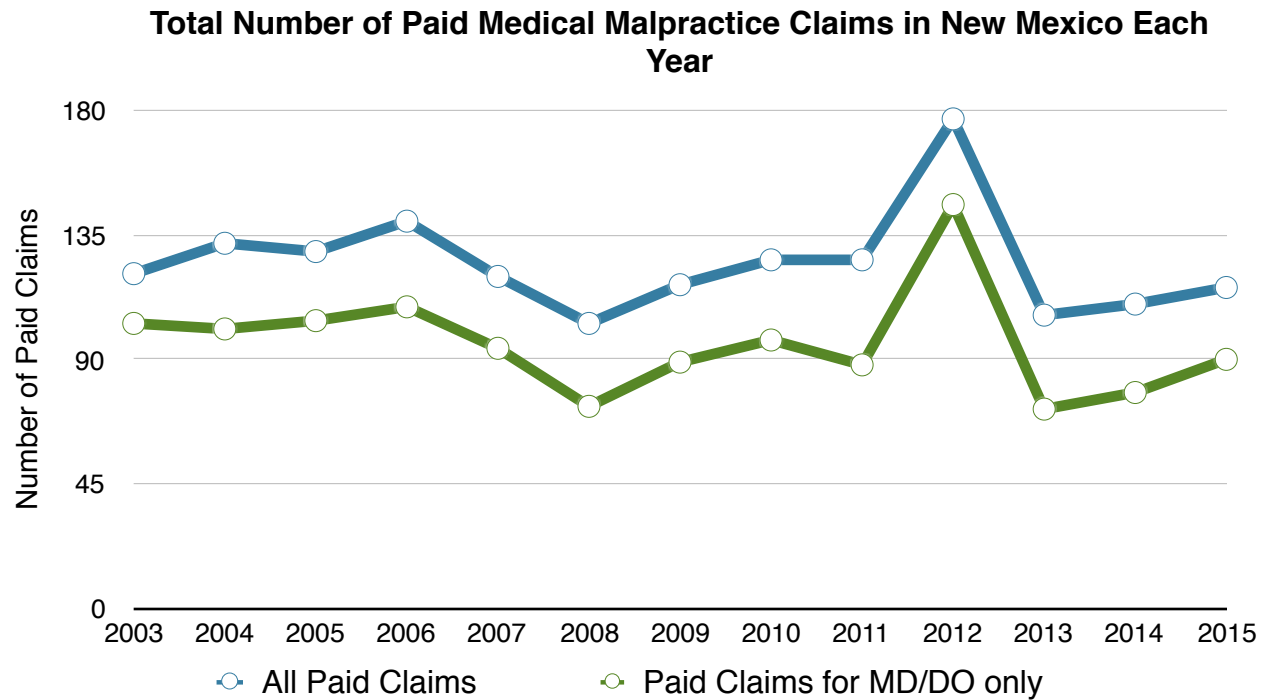


Figure 1: Total number of Paid Medical Malpractice Claims for New Mexico from 2003-2015 for All Health Care Practitioners Combined as Well as for MD/DOs Only.

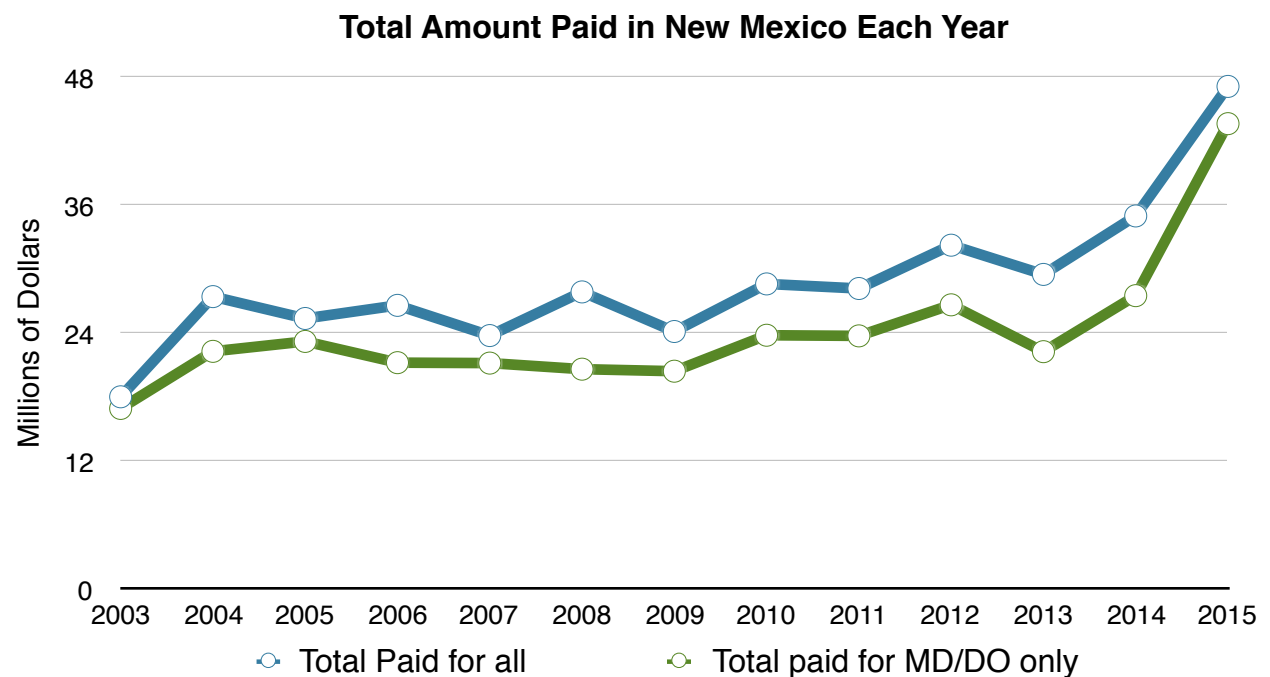


Figure 2: Total Amount Paid for All Medical Malpractice Claims from 2003-2015 for All Health Care Practitioners and MD/DOs Only in New Mexico.

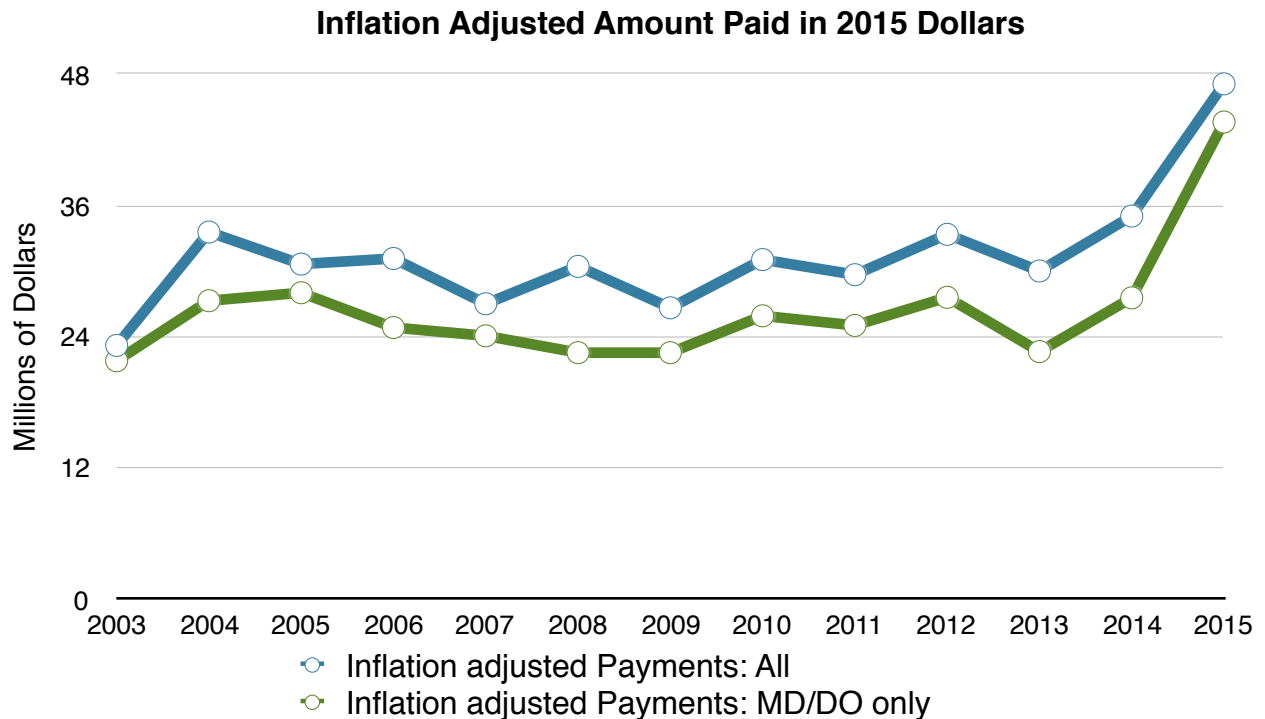


Figure 3: Figure 2 Data When Adjusted for Inflation.

Brief summary: New Mexico has a very strict medical malpractice tort reform law. The cap on *total* damages in New Mexico is \$600,000 for medical malpractice cases. In spite of this cap, New Mexico has malpractice costs that are much higher than the national average and, unlike with the rest of the US, these costs been going up in recent years.

Sources

<http://www.alllaw.com/articles/nolo/personal-injury/effect-tort-reform.html>

<http://www.nolo.com/legal-encyclopedia/state-state-medical-malpractice-damages-caps.html>

<http://www.ncsl.org/research/financial-services-and-commerce/medical-liability-medical-malpractice-laws.aspx>

http://truecostofhealthcare.net/malpractice_statistics/

<http://www.npdb.hrsa.gov/resources/npdbstats/npdbStatistics.jsp>

<http://www.atra.org/issues/noneconomic-damages-reform>