

Missouri Medical Malpractice Summary and Statistics

By David Belk MD

Tort Reform Law: None now. In 2005 they passed §538.210 which capped non-economic damages at \$350,000. This law was declared unconstitutional by the Missouri Supreme Court in 2012

Population in 2015: 6,083,672

Number of Licensed Physicians¹ in 2015: 25,926

	2013	2014	2015	Average for 2013-2015
Per Capita ³ Amount Paid Against all Practitioners	\$7.86	\$8.49	\$11.13	\$9.16
State Rank	28	32	18	25
Per Capita ³ Amount Paid Against Physicians (MD/DO) Only	\$6.13	\$7.69	\$9.25	\$7.69
State Rank	32	28	20	25
Paid Claims/100 Physicians		0.57	0.47	
State Rank		30	30	

Table showing the amount paid per capita³ in Missouri for medical malpractice claims against all practitioners each year as well as against physicians only. It also shows the number of claims won against physicians per 100 licensed physicians in Missouri in 2014 and 2015.

Notes

- 1) MDs and DOs only. Many physicians are licensed in more than one state which is why the total number of physicians in all of the states exceeds the total number of physicians in the US.
- 2) All Practitioners includes MDs, DOs, podiatrists, dentists, nurses, hygienists, pharmacists, pharmacy techs, lab techs, physical therapists, etc...
- 3) Total amount paid in medical malpractice claims in the state that year/ the state's Population

Graphic Summary of Medical Malpractice Incidence and Cost for Missouri from 2003-2015

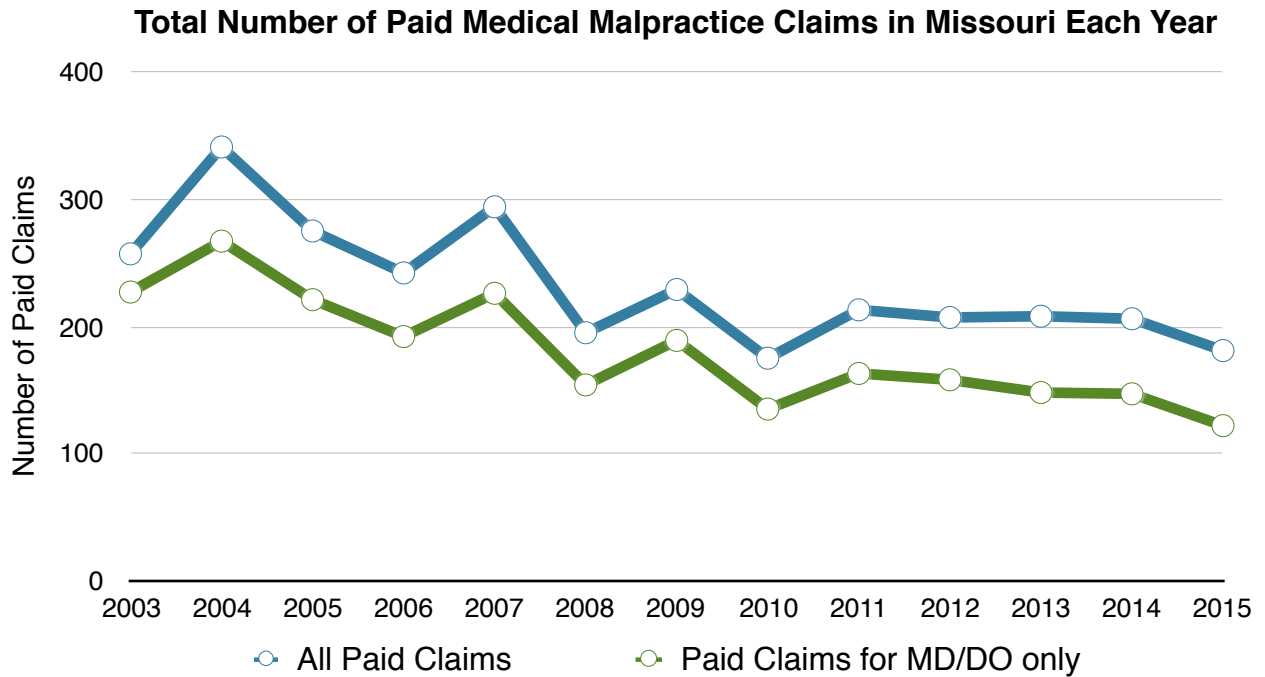


Figure 1: Total number of Paid Medical Malpractice Claims for Missouri from 2003-2015 for All Health Care Practitioners Combined as Well as for MD/DOs Only.

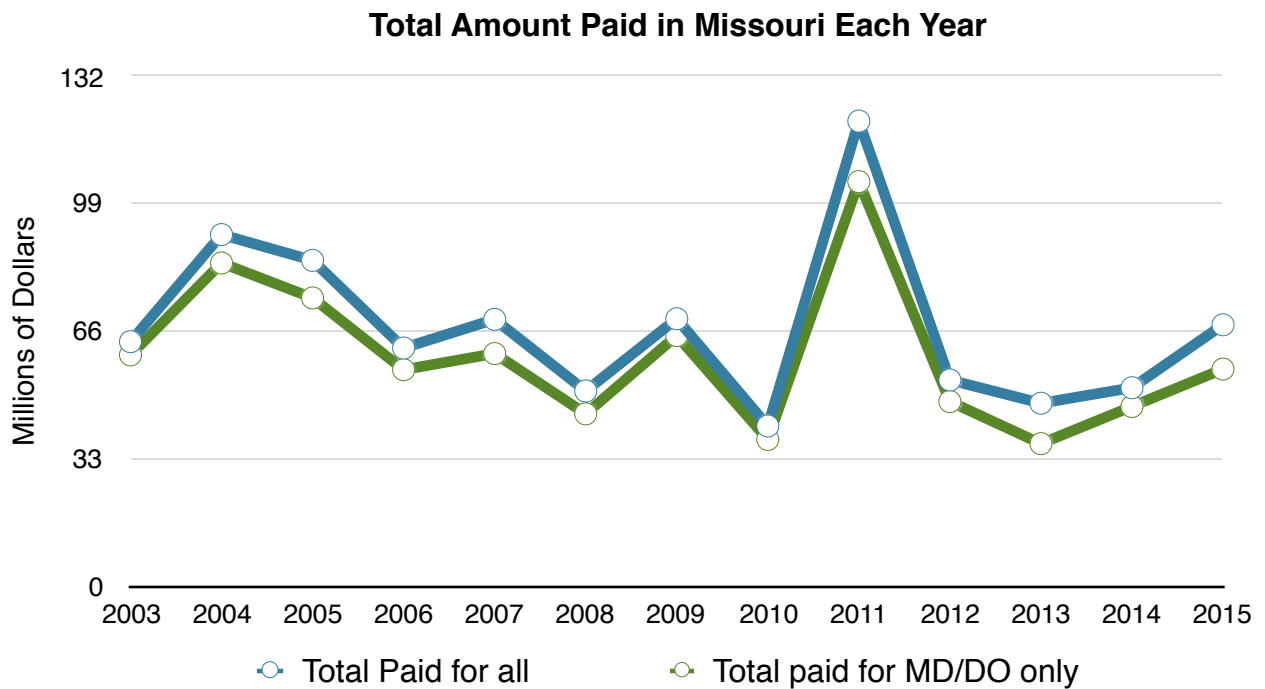


Figure 2: Total Amount Paid for All Medical Malpractice Claims from 2003-2015 for All Health Care Practitioners and MD/DOs Only in Missouri.

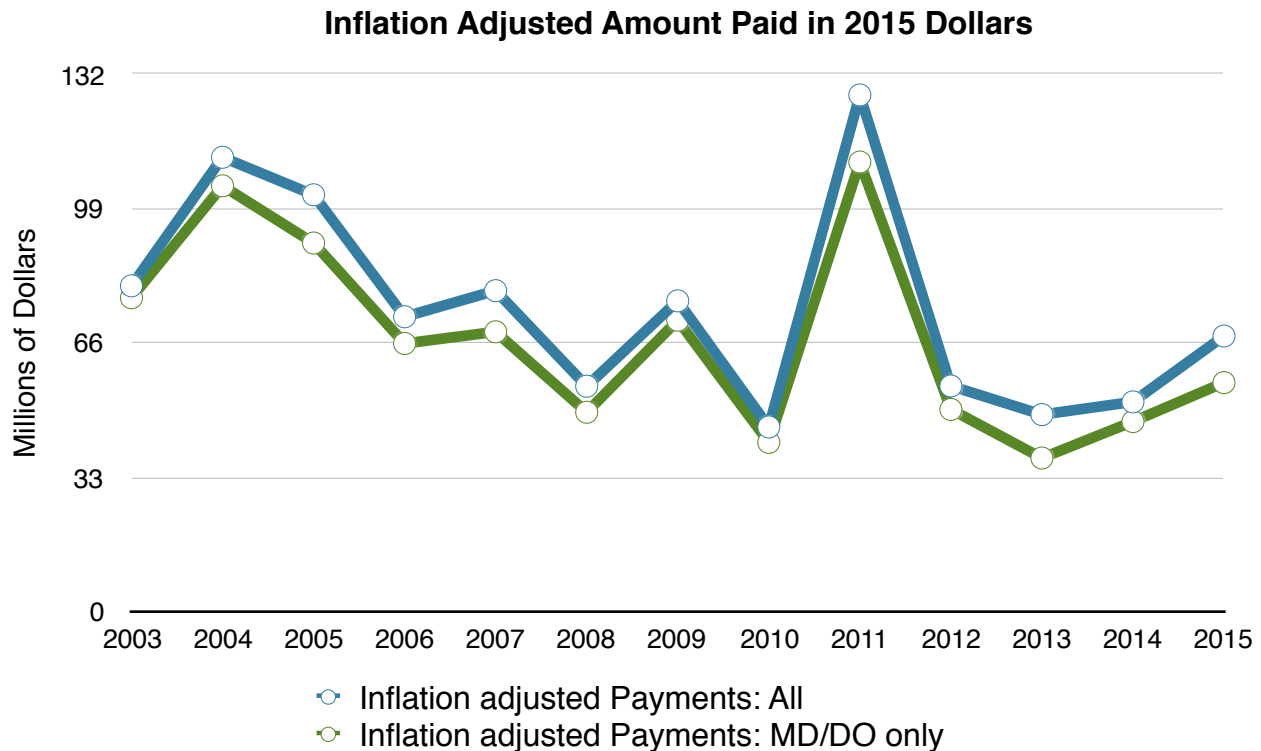


Figure 3: Figure 2 Data When Adjusted for Inflation.

Brief summary: Anyone looking for a cause/effect relationship between tort reform and medical malpractice costs should avoid using Missouri as an example. Missouri passed a law that capped non-economic damages in 2005 and, sure enough, malpractice costs started to drop—until 2011 when they spiked to the highest they’ve been all decade. One year later (in 2012) the State Supreme Court throws the law out declaring it unconstitutional. Since then, malpractice costs in Missouri have remained near the national average.

Sources

<http://www.alllaw.com/articles/nolo/personal-injury/effect-tort-reform.html>

<http://www.nolo.com/legal-encyclopedia/state-state-medical-malpractice-damages-caps.html>

<http://www.ncsl.org/research/financial-services-and-commerce/medical-liability-medical-malpractice-laws.aspx>

http://truecostofhealthcare.net/malpractice_statistics/

<http://www.npdb.hrsa.gov/resources/npdbstats/npdbStatistics.jsp>

<http://www.atra.org/issues/noneconomic-damages-reform>