

Louisiana Medical Malpractice Summary and Statistics

By David Belk MD

Tort Reform Law: RS §40:1299.42. \$500,000 limit for total recovery. Health care provider liability limited to \$100,000. Any award in excess of all liable providers paid from Patient's Compensation Fund.
Effective 1991

Population in 2015: 4,670,724

Number of Licensed Physicians¹ in 2015: 16,346

	2013	2014	2015	Average for 2013-2015
Per Capita ³ Amount Paid Against all Practitioners	\$12.23	\$12.21	\$12.39	\$12.28
State Rank	13	16	15	14
Per Capita ³ Amount Paid Against Physicians (MD/DO) Only	\$10.79	\$11.32	\$11.30	\$11.14
State Rank	12	16	14	15
Paid Claims/100 Physicians		1.51	1.38	
State Rank		1	1	

Table showing the amount paid per capita³ in Louisiana for medical malpractice claims against all practitioners each year as well as against physicians only. It also shows the number of claims won against physicians per 100 licensed physicians in Louisiana in 2014 and 2015.

Notes

- 1) MDs and DOs only. Many physicians are licensed in more than one state which is why the total number of physicians in all of the states exceeds the total number of physicians in the US.
- 2) All Practitioners includes MDs, DOs, podiatrists, dentists, nurses, hygienists, pharmacists, pharmacy techs, lab techs, physical therapists, etc...
- 3) Total amount paid in medical malpractice claims in the state that year/ the state's Population

Graphic Summary of Medical Malpractice Incidence and Cost for Louisiana from 2003-2015

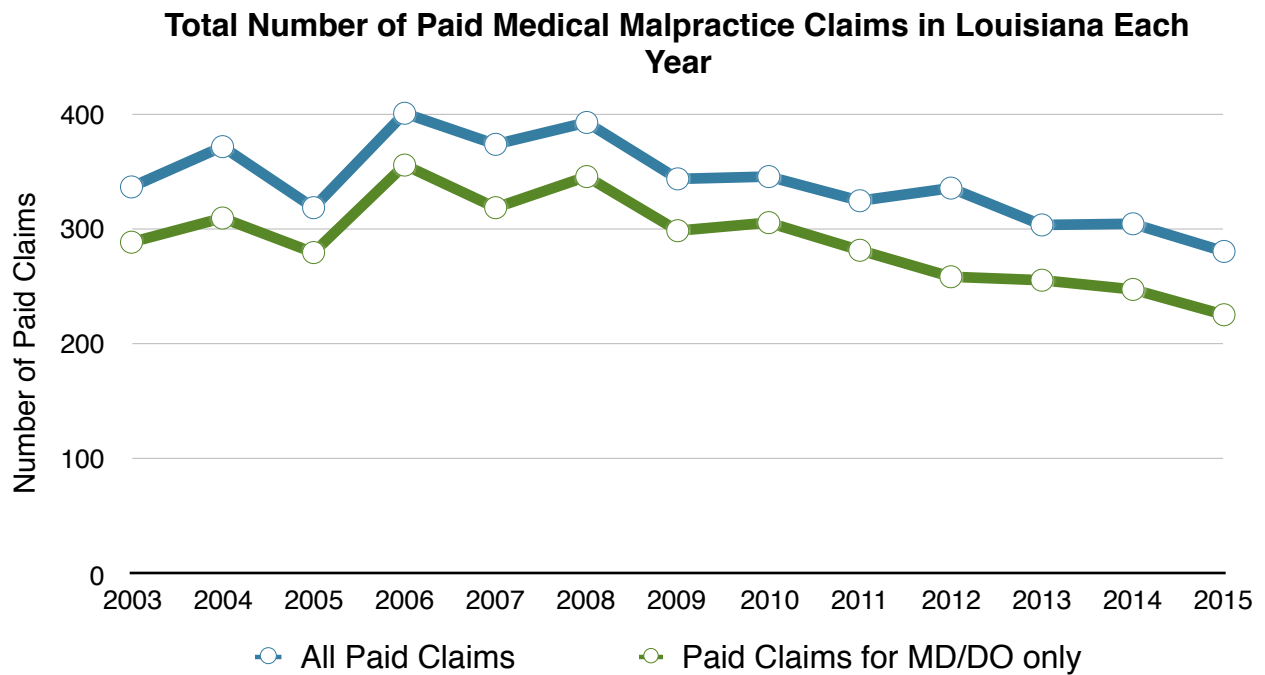


Figure 1: Total number of Paid Medical Malpractice Claims for Louisiana from 2003-2015 for All Health Care Practitioners Combined as Well as for MD/DOs Only.

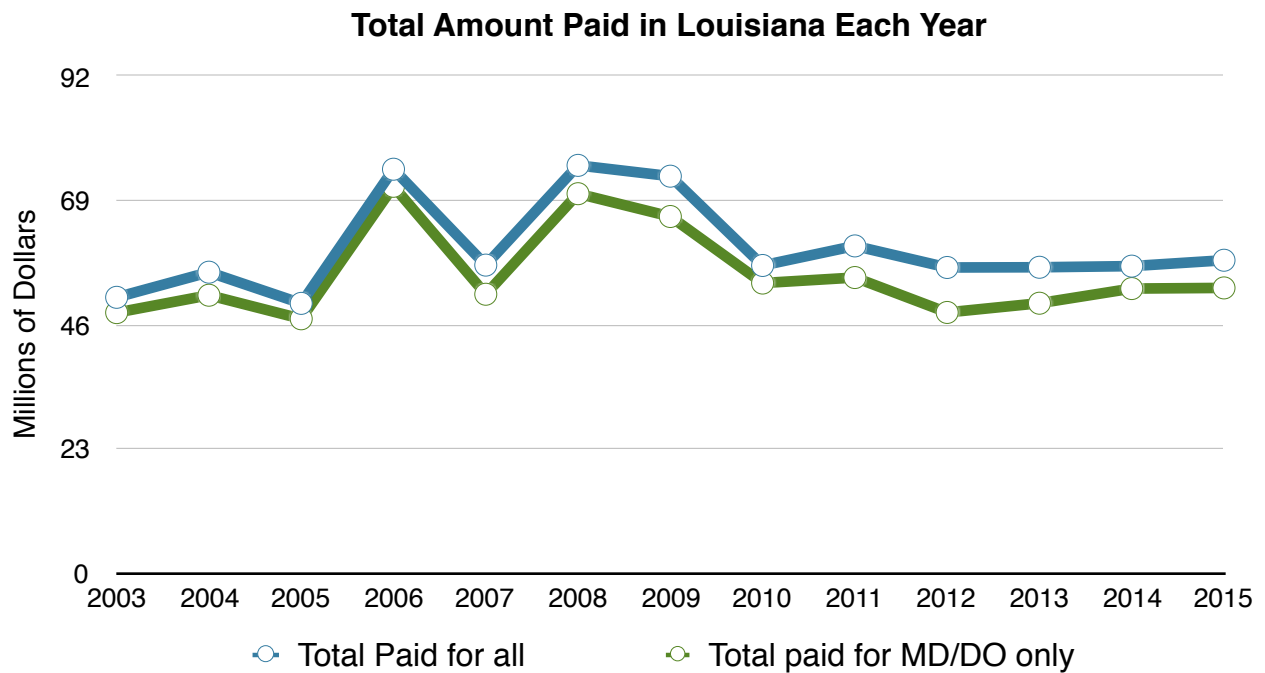


Figure 2: Total Amount Paid for All Medical Malpractice Claims from 2003-2015 for All Health Care Practitioners and MD/DOs Only in Louisiana.

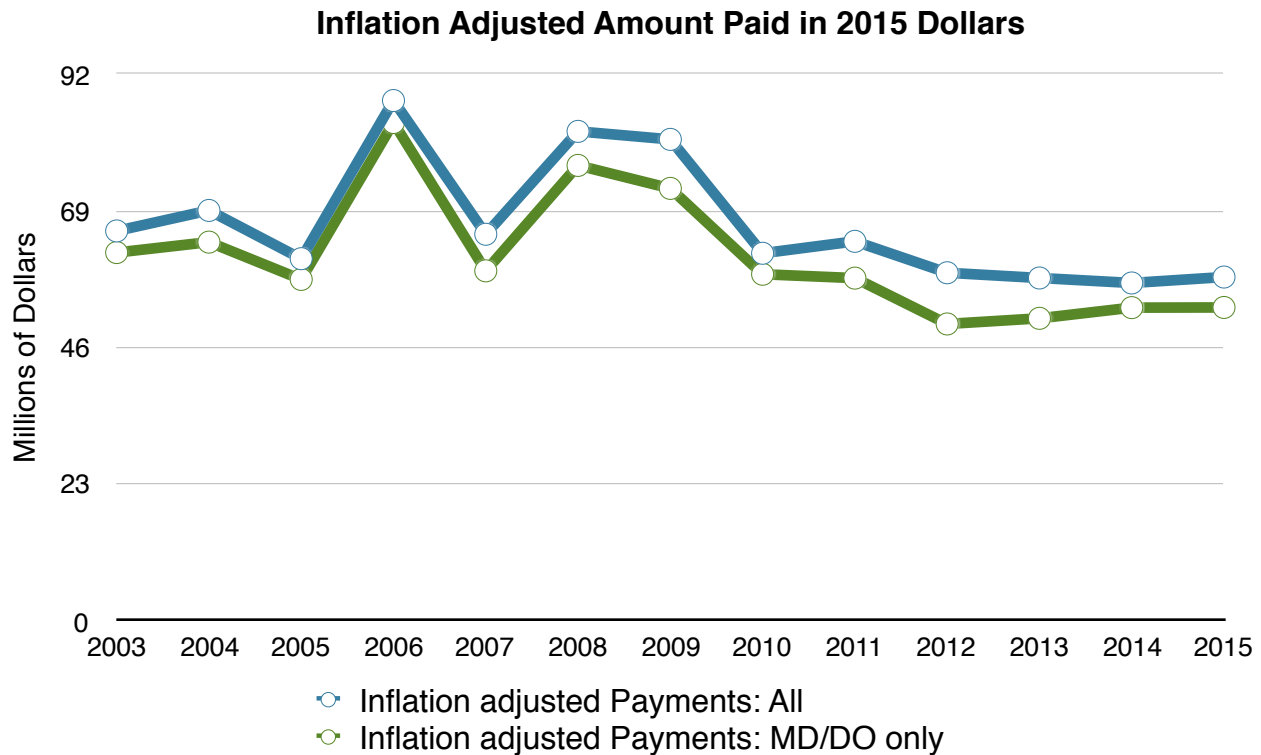


Figure 3: Figure 2 Data When Adjusted for Inflation.

Brief summary: It would be hard to imagine a more glaring example of a tort reform failure than the case of Louisiana. Louisiana has one of the most draconian caps on malpractice awards in the U.S. Their law doesn't just cap non-economic damages, the cap in Louisiana is \$500,000 on *total* damages! In spite of this cap, Louisiana had the highest number of paid claims per 100 physicians in the U.S. in 2014 and 2015 and per capita malpractice costs that have been well above the national average every year since 2003.

Sources

<http://www.alllaw.com/articles/nolo/personal-injury/effect-tort-reform.html>

<http://www.nolo.com/legal-encyclopedia/state-state-medical-malpractice-damages-caps.html>

<http://www.ncsl.org/research/financial-services-and-commerce/medical-liability-medical-malpractice-laws.aspx>

http://truecostofhealthcare.net/malpractice_statistics/

<http://www.npdb.hrsa.gov/resources/npdbstats/npdbStatistics.jsp>

<http://www.atra.org/issues/noneconomic-damages-reform>