

Georgia Medical Malpractice Summary and Statistics

By David Belk MD

Tort Reform Law: None now. Bill §51-13-1 which capped non-economic damages at \$350,000 was declared unconstitutional by state Supreme Court in March 2010.

Population in 2015: 10,214,860

Number of Licensed Physicians¹ in 2015: 34,163

	2013	2014	2015	Average for 2013-2015
Per Capita ³ Amount Paid Against all Practitioners	\$10.99	\$9.47	\$10.63	\$10.36
State Rank	15	26	21	19
Per Capita ³ Amount Paid Against Physicians (MD/DO) Only	\$9.50	\$8.79	\$9.12	\$9.14
State Rank	17	25	21	20
Paid Claims/100 Physicians		0.62	0.60	
State Rank		22	18	

Table showing the amount paid per capita³ in Georgia for medical malpractice claims against all practitioners each year as well as against physicians only. It also shows the number of claims won against physicians per 100 licensed physicians in Georgia in 2014 and 2015.

Notes

- 1) MDs and DOs only. Many physicians are licensed in more than one state which is why the total number of physicians in all of the states exceeds the total number of physicians in the US.
- 2) All Practitioners includes MDs, DOs, podiatrists, dentists, nurses, hygienists, pharmacists, pharmacy techs, lab techs, physical therapists, etc...
- 3) Total amount paid in medical malpractice claims in the state that year/ the state's Population

Graphic Summary of Medical Malpractice Incidence and Cost for Georgia from 2003-2015

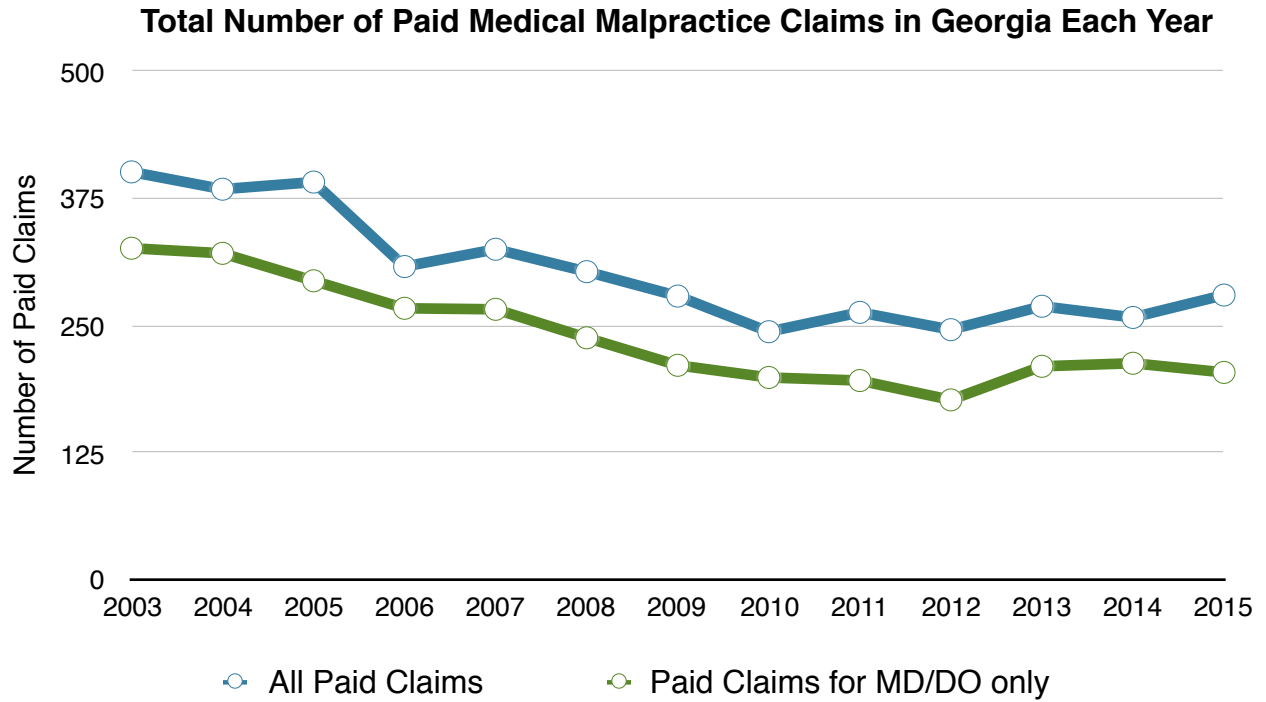


Figure 1: Total number of Paid Medical Malpractice Claims for Georgia from 2003-2015 for All Health Care Practitioners Combined as Well as for MD/DOs Only.

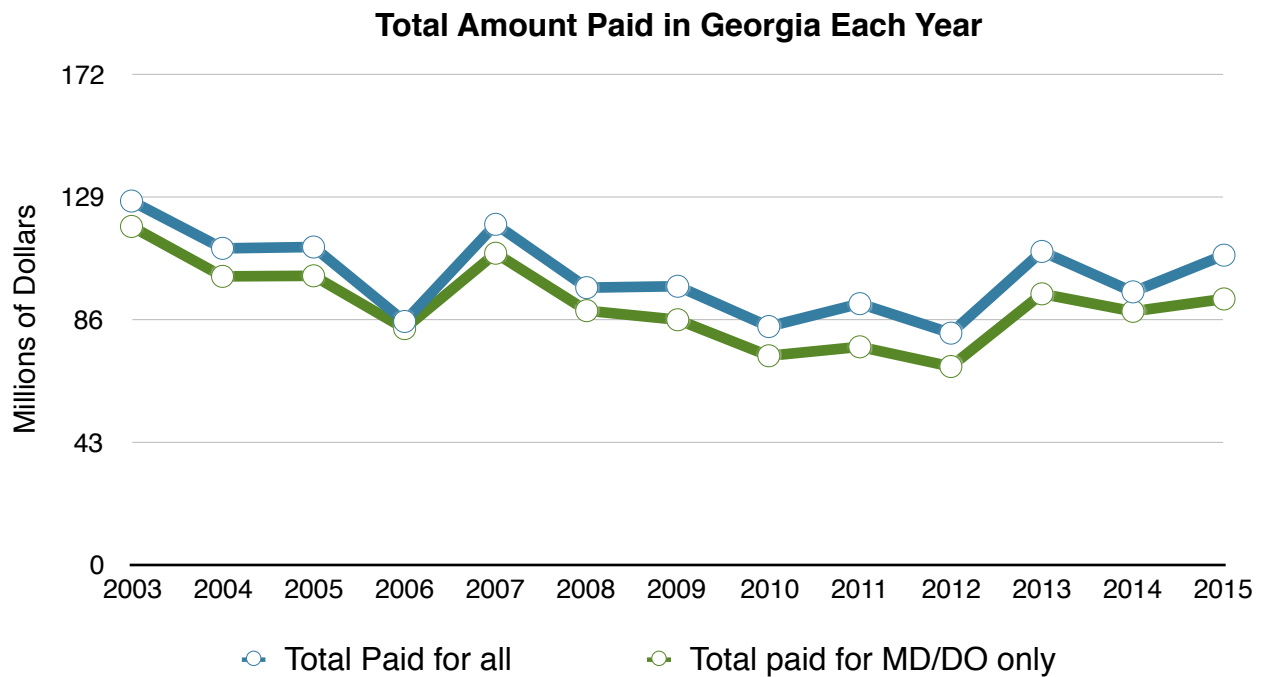


Figure 2: Total Amount Paid for All Medical Malpractice Claims from 2003-2015 for All Health Care Practitioners and MD/DOs Only in Georgia.

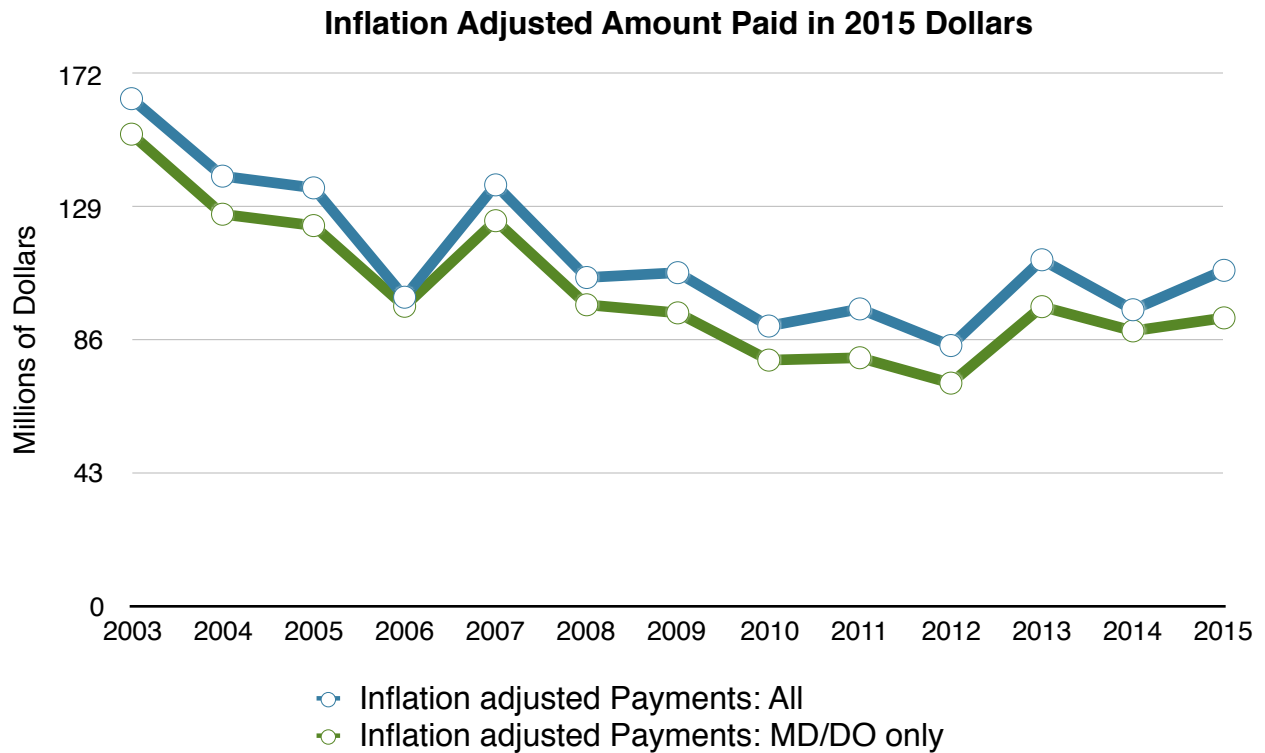


Figure 3: Figure 2 Data When Adjusted for Inflation.

Brief summary: In spite of the fact that Georgia hasn't had a cap on medical malpractice awards since 2010, malpractice costs haven't gone up much in that State. From 2013-2015, Georgia's malpractice costs were only slightly above average for the US.

Sources

<http://www.alllaw.com/articles/nolo/personal-injury/effect-tort-reform.html>

<http://www.nolo.com/legal-encyclopedia/state-state-medical-malpractice-damages-caps.html>

<http://www.ncsl.org/research/financial-services-and-commerce/medical-liability-medical-malpractice-laws.aspx>

http://truecostofhealthcare.net/malpractice_statistics/

<http://www.npdb.hrsa.gov/resources/npdbstats/npdbStatistics.jsp>

<http://www.atra.org/issues/noneconomic-damages-reform>