

Florida Medical Malpractice Summary and Statistics

By David Belk MD

Tort Reform Law: §766.118. Non-Economic Damages were capped at \$500,000 for practitioners; \$750,000 for non-practitioners; \$1-million for permanent vegetative state or death. Passed in 2003 but declared unconstitutional by the Florida State Supreme Court in March 2014.

Population in 2015: 20,271,272

Number of Licensed Physicians¹ in 2015: 71,024

	2013	2014	2015	Average for 2013-2015
Per Capita ³ Amount Paid Against all Practitioners	\$10.41	\$11.53	\$12.56	\$11.50
State Rank	18	19	13	16
Per Capita ³ Amount Paid Against Physicians (MD/DO) Only	\$8.54	\$9.95	\$10.82	\$9.77
State Rank	20	20	16	17
Paid Claims/100 Physicians		1.10	1.10	
State Rank		7	7	

Table showing the amount paid per capita³ in Florida for medical malpractice claims against all practitioners each year as well as against physicians only. It also shows the number of claims won against physicians per 100 licensed physicians in Florida in 2014 and 2015.

Notes

- 1) MDs and DOs only. Many physicians are licensed in more than one state which is why the total number of physicians in all of the states exceeds the total number of physicians in the US.
- 2) All Practitioners includes MDs, DOs, podiatrists, dentists, nurses, hygienists, pharmacists, pharmacy techs, lab techs, physical therapists, etc...
- 3) Total amount paid in medical malpractice claims in the state that year/ the state's Population

Graphic Summary of Medical Malpractice Incidence and Cost for Florida from 2003-2015

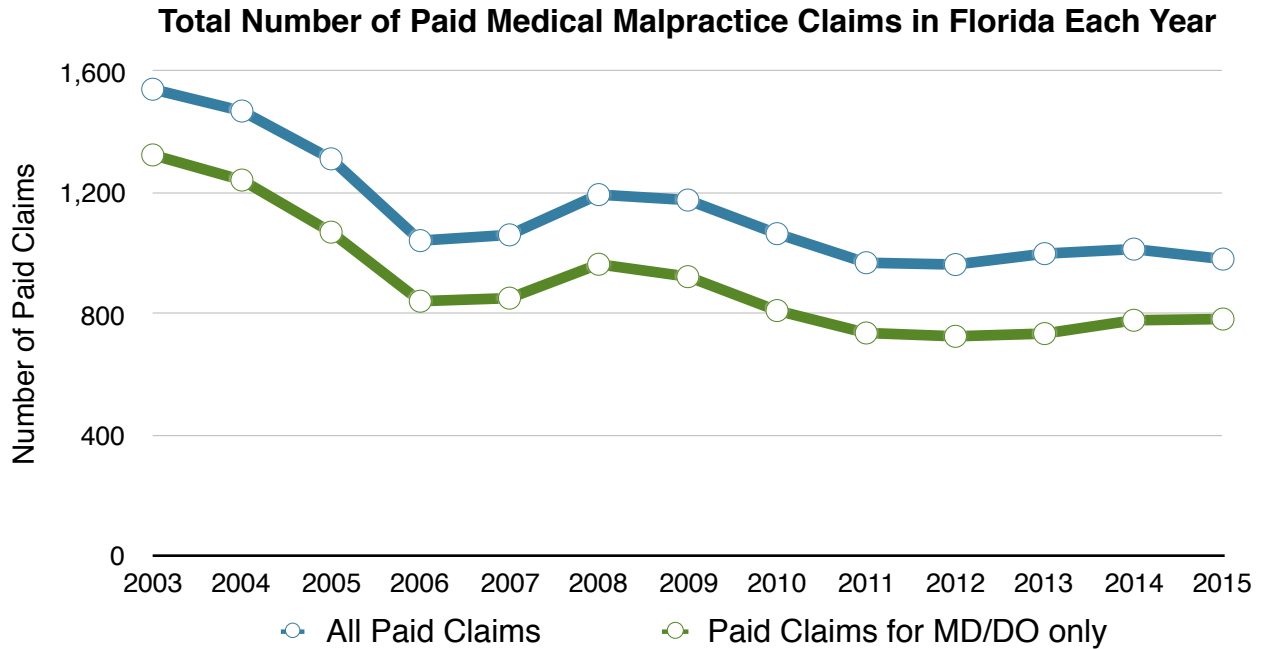


Figure 1: Total number of Paid Medical Malpractice Claims for Florida from 2003-2015 for All Health Care Practitioners Combined as Well as for MD/DOs Only.

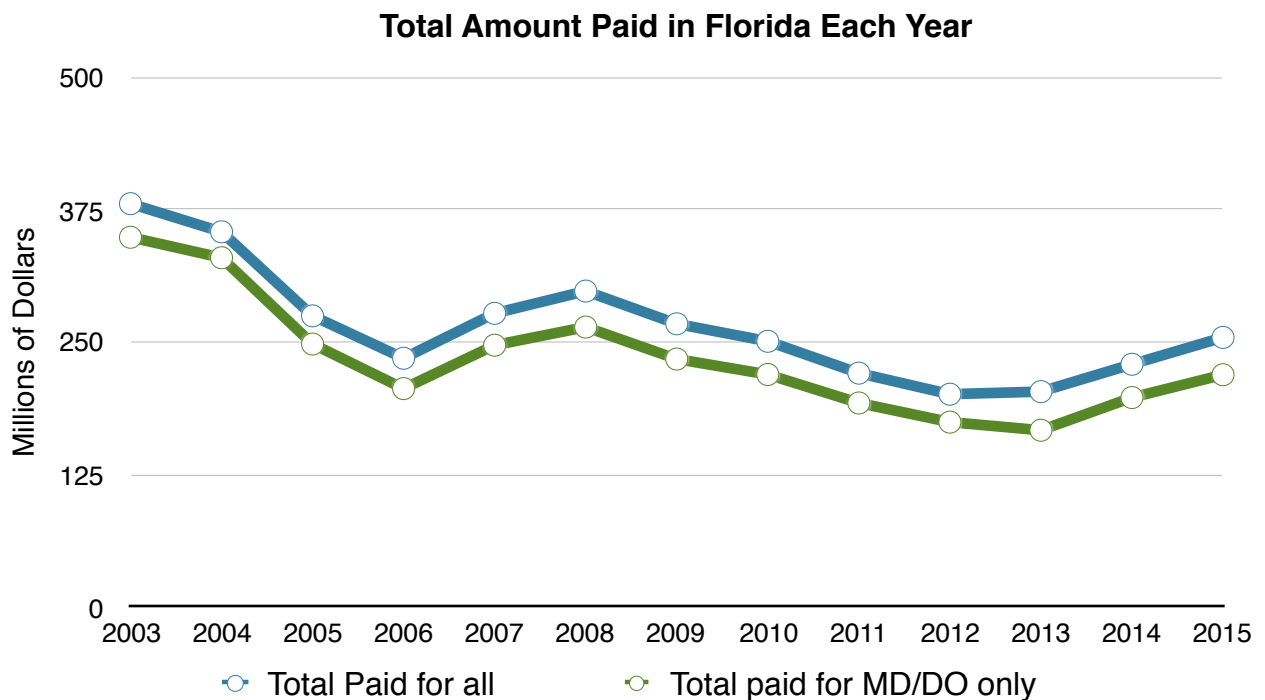


Figure 2: Total Amount Paid for All Medical Malpractice Claims from 2003-2015 for All Health Care Practitioners and MD/DOs Only in Florida.

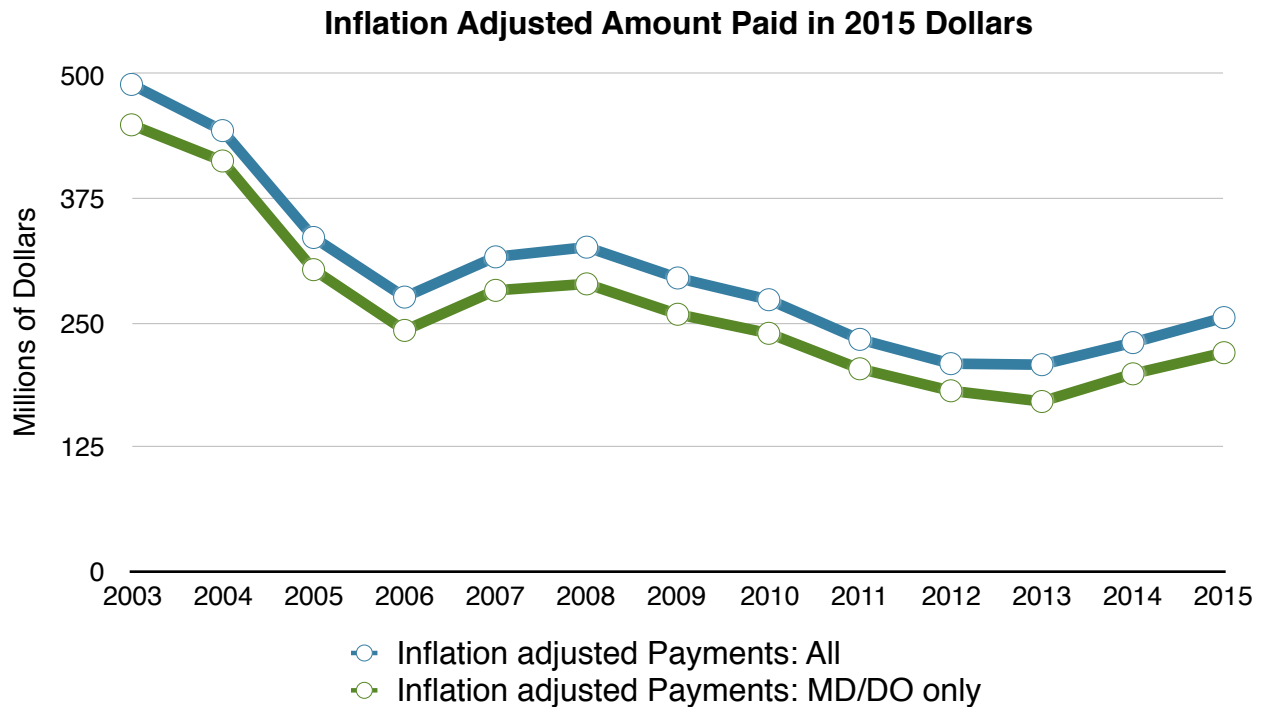


Figure 3: Figure 2 Data When Adjusted for Inflation.

Brief summary: Florida’s Supreme Court threw out their cap on medical malpractice awards in march 2014. It’s unlikely that ruling would have had any effect on malpractice costs for that year. Since then, the number of paid malpractice cases against physicians hasn’t changed much and the amount paid for these cases has only increased a little. Time will tell whether these costs continue to rise.

Sources

<http://www.alllaw.com/articles/nolo/personal-injury/effect-tort-reform.html>

<http://www.nolo.com/legal-encyclopedia/state-state-medical-malpractice-damages-caps.html>

<http://www.ncsl.org/research/financial-services-and-commerce/medical-liability-medical-malpractice-laws.aspx>

http://truecostofhealthcare.net/malpractice_statistics/

<http://www.npdb.hrsa.gov/resources/npdbstats/npdbStatistics.jsp>

<http://www.atra.org/issues/noneconomic-damages-reform>